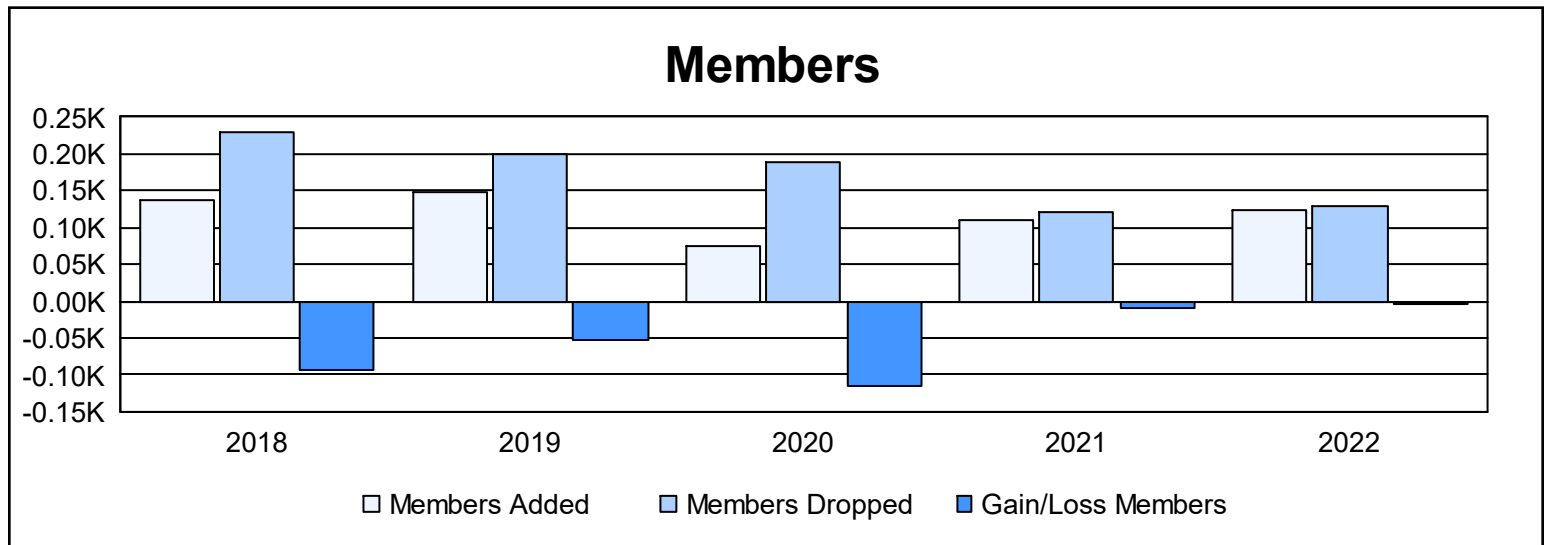
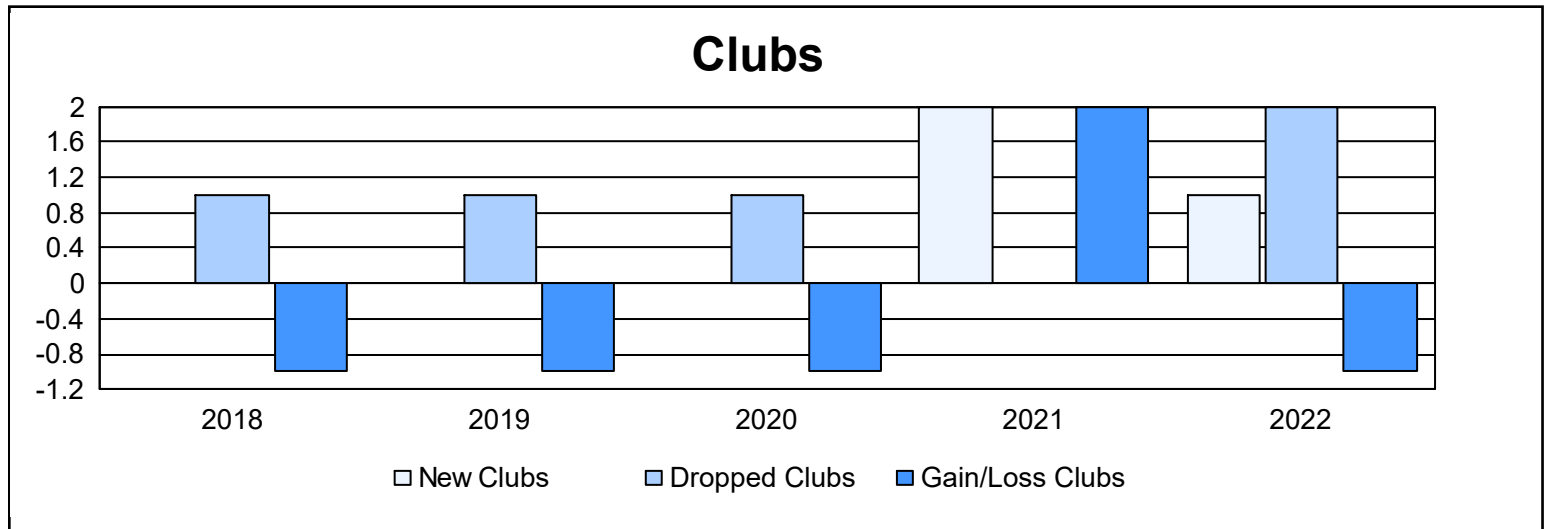
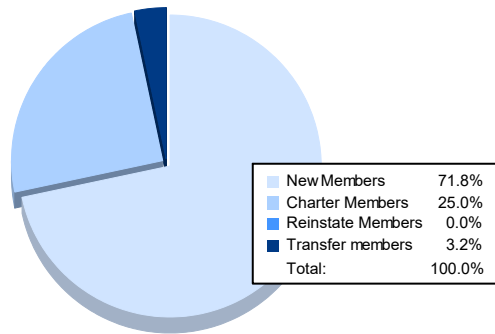


Year	New Clubs	Dropped Clubs	Gain/ Loss Clubs	New Members	Charter Members	Reinstate Members	Transfer Members	Total Member Added	Total Members Dropped	Gain/ Loss Members
2017-2018	0	1	-1	128	0	8	0	136	230	-94
2018-2019	0	1	-1	140	0	6	1	147	199	-52
2019-2020	0	1	-1	65	0	9	1	75	189	-114
2020-2021	2	0	2	53	55	0	2	110	120	-10
2021-2022	1	2	-1	89	31	0	4	124	129	-5
<b>Average</b>	<b>1</b>	<b>1</b>	<b>0</b>	<b>95</b>	<b>17</b>	<b>5</b>	<b>2</b>	<b>118</b>	<b>173</b>	<b>-55</b>



### Membership Composition June 2022 Cumulative



### Gender Composition June 2022 Cumulative

